



## TC1200-1X00

### CCD Scanner

### Quick Reference Guide



The TC1200-1X00 is a linear CCD Scanner for OEM applications. It is available in two different versions:

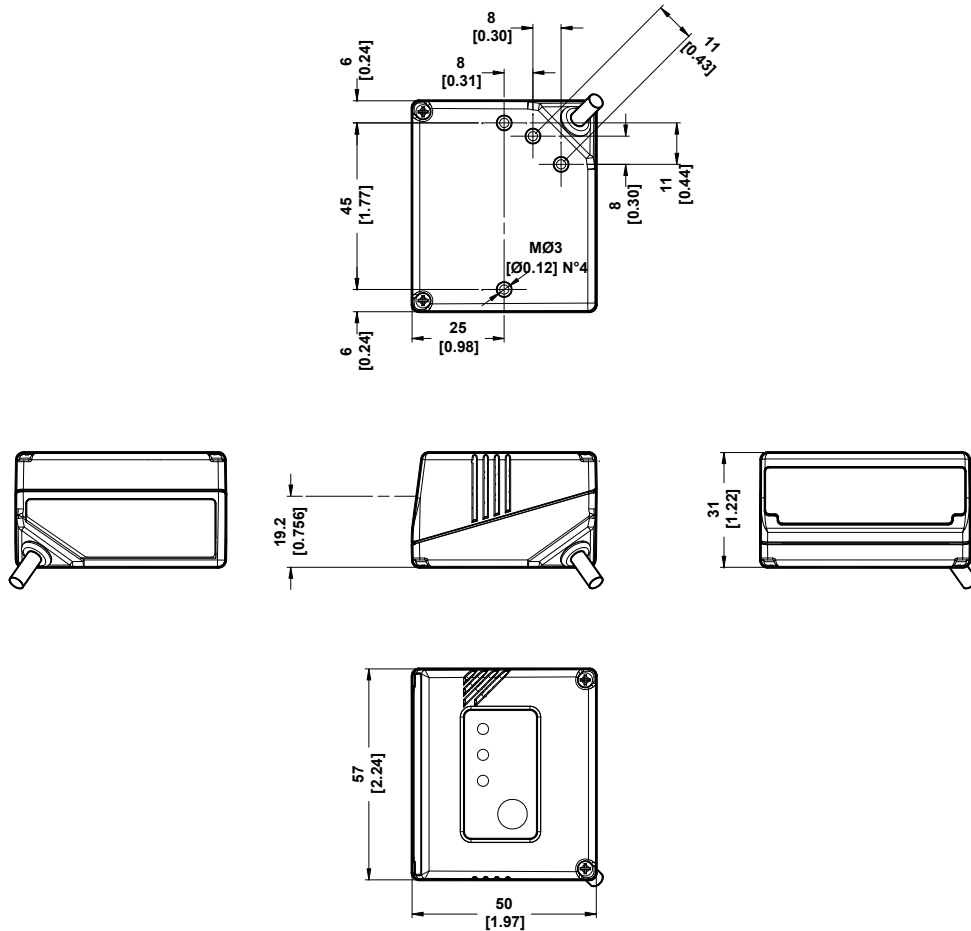
Model	Description	Order Number
TC1200-1000	CCD Reader, RS232	939501108
TC1200-1100	CCD Reader, USB	939501109

### Technical Specifications

Power supply	5 Vdc $\pm$ 5%
Consumption	350 mA; 1.75 W
Interfaces	RS232, USB
Max Scans/sec	320
Max resolution	0.076 mm (3mils)
Readable codes:	EAN/UPC, Code 39, Code 32, Code 128, GS1-128, ISBT 128, Interleaved and Standard 2 of 5, Codabar, ABC Codabar, GS1 Databar (Omnidirectional, Limited, Expanded), Code 93, Code 11, MSI

### Default Configuration

Enabled Interface	RS232, 9600, N, 8, 1, ACK/NAK disabled, inter-character delay disabled, Enable Character = E, Disable Character = D
Reading Parameters	Illumination Mode = Triggered, Operating Mode = On-Line, Phase Off Event = Trigger Stop, LED Indication = On Decode, Label Programming Mode enabled
Data Format	Data Transmission = On Decode, Prefix (Header) = <NUL>, Suffix (Terminator) = <CR>, Code ID disabled, No Read Character = <CAN>, Code Verifier disabled, Case Conversion disabled
Code Selection	• Code EAN-8, EAN-13, UPC-A, UPC-E: without Add-On, Check Digit transmitted, no conversions
Enabled codes	• Code 39: length: variable 2 - 50 • Code 128: Check Digit not transmitted, length: variable 1 - 80 • GS1-128: transmit labels in GS1-128 data format
Other Parameters	Digital Outputs disabled, Power Save disabled, no Advanced Formatting



Mechanical Dimensions

## Electrical Connections

9-pin connector		
1	VCC	+5 Vdc
2	GND	power ground
3	RX	receive data
4	TX	transmit data
5	OUT1 +	output 1, positive
6	OUT 1/2 -	output 1/2 negative
7	OUT2 +	output 2, positive
8	EXT-TRIG +	external trigger, positive
9	EXT-TRIG -	external trigger, negative
USB Type A connector		
1	VCC	+5Vdc
2	DATA-	USB Data, negative
3	DATA+	USB Data, positive
4	GND	power ground

## Led Status

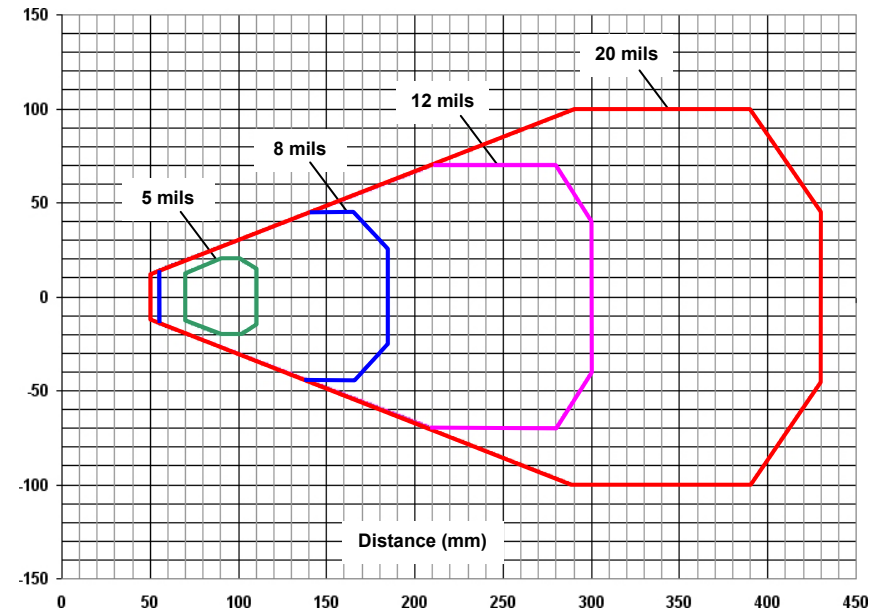
LED	State
POWER	ON = Power ON OFF = Power OFF
GOOD	ON = Good Read OFF = No Read
TRIGGER	ON = External trigger ON OFF = External trigger OFF

## Configuration

For detailed information on the TC1200 programmability and complete parameter list, please refer to the TC1200 Reference Manual available on the website at: [automation.datalogic.com](http://automation.datalogic.com).

## Reading Diagrams

The following diagram was obtained according to the conditions listed below. Code reading with skew angles of less than 10° may cause decreased performance due to direct light reflection.



Reading Diagram TC1200-1X00

(0,0) corresponds to the scanner output window.

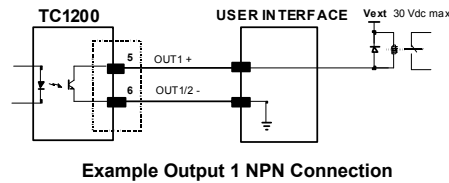
## Conditions:

Code = Code 39  
Quality = Grade A  
Lighting = No Ambient Light (0 Lux)  
Pitch = 0°  
Skew = 10°  
Tilt = 0°

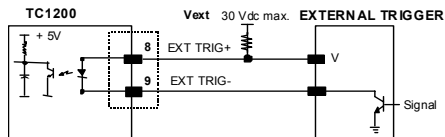
## Physical Dimensions

Model	RS232	USB
Width	57 mm (2.24 inches)	
Length	50 mm (1.96 inches)	
Height	31 mm (1.22 inches)	
Weight - max. without cable	120 g. (4.2 oz.)	105 g. (3.7 oz.)

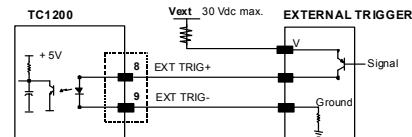
## I/O Connections



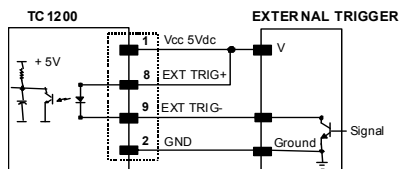
Example Output 1 NPN Connection



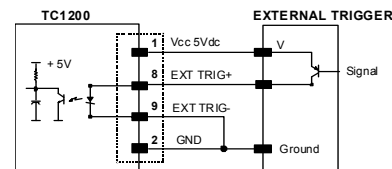
Input NPN command using external power



Input PNP command using external power



Input NPN command using TC1200 power



Input PNP command using TC1200 power

## External Trigger Connections